



Τα “CONTROLLERS” καθιστούν δυνατή την αξιοποίηση της τεχνολογίας LED στο μέγιστο. Ανακαλύψτε την λύση που ταιριάζει στον δικό σας χώρο και απλά στηριχθείτε στην πληρότητα και τον επαγγελματισμό μας. Όλος ο απαραίτητος εξοπλισμός και η τεχνική υποστήριξη για τον φωτισμό σας, είναι διαθέσιμα από την BARISLIGHT®.

“CONTROLLERS” help you exploit LED technology to the fullest. Rely on our services and we can find together the solution that best fits your area. BARISLIGHT® provides you with all the necessary equipment and technical support of your lighting ideas and applications.

**code** AC080401-002

product name 4-ZONE RF REMOTE FOR DIMMER RF TYPE:2.4G

#### specifications

RF Type	2.4G
Control distance	30m
Zone	4
Battery Type	AAA x 2pcs

#### dimensions

LxWxH 122 x 53 x 17.5(mm)

#### combine with

**CONTROLLER RF LED DIM PUSH 15A-12/24V 10A-36/48V**








**Cod.:** AC080401-001



Key function






• RT1 1 zone dimming remote



-  : Turn on/off light.
-  : Touch to change brightness.
-  : Adjust brightness, short press 10 levels, long press 1-6s for continuous 256 levels adjustment.
-  : Small night brightness (10%).
-  : Turn off light after 30s, long press 2s will turn off light after 60s.
-  : 25%, 50%, 75%, 100% brightness.
-  : Short press recall the scene, long press 2s save current brightness into S1/2/3/4. the LED indicator display green when save OK.

• RT6 4 zone dimming remote



-  : Short press turn on/off all zone light.
-  : Touch to change current zone brightness.
-  : Short press select and turn on zone light, long press 2s turn off zone light. Short press multiple zone key fastly, will select multiple zone synchronously.
-  : 25%, 50%, 75%, 100% brightness for current selected zone.
-  : Short press recall the scene, long press 2s save current state into S1/2/3/4. the LED indicator display green when save OK. 4 zone recall or save synchronously.

The remote can be used as 4 zone dimming remote or single zone 4 channel dimming remote.





On/Off + 4: Long press 2s set as 4 channel dimming remote, only match with one or multiple receiver of 4 channel, such as V4 or C4 controller.

On/Off + 1: Long press 2s set as 4 zone dimming remote, each zone match with one or multiple receivers.

When set ok, the green indicator will light on longer.

• RT8 8 zone dimming remote



-  : Short press turn on/off all zone light.
-  : Touch to change current zone brightness.
-  : Short press select and turn on zone light, long press 2s turn off zone light. Short press multiple zone key fastly, will select multiple zone synchronously.
-  : Short press recall the scene, long press 2s save current state into S1/2/3/4. the LED indicator display green when save OK. 8 zone recall or save synchronously.

Safety information

1. Read all instructions carefully before you begin this installation.
2. When installing battery, pay attention to the battery positive and negative polarity.  
A long time without the remote control, remove the battery.  
When remote distance becomes smaller and insensitive, replace the battery.
3. If no response from the receiver, please re-match the remote.
4. Gently handle remote, beware of falling.
5. For indoor and dry location use only.

