

CUBE MAX 4 SF

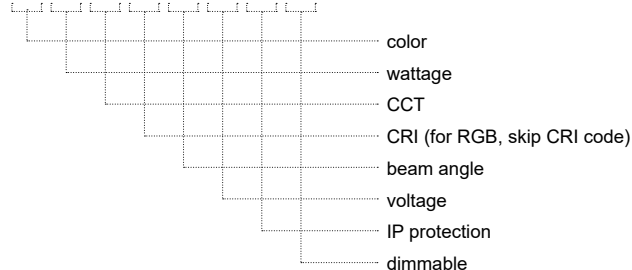


ΠΕΡΙΕΧΟΜΕΝΑ / CONTENTS

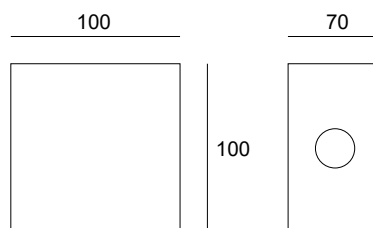
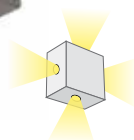
datasheet	1
manual	2

ΚΩΔΙΚΟΣ / CODE

CB4MX- XX-XX-XX-XX-XX-XX-XX-XX



CUBE MAX 4 SF (CB4MX) / Datasheet



General information

Application	Indoor / Outdoor
Direction of mounting	Wall / Ground
Material	Inox 316
LED	Cree / Osram
Life time	50000 hrs
Warranty	3-5 years (*5 years upon request)
Origin	Greece
Visible dimensions (W×H×L)	100 × 100 × 70 mm

Color	Wattage	CCT	CRI	Beam angle	Voltage	IP	Dimmable
Black (BL)	4×0.5W (2W)	2700K (27K)	Ra80 (80)	Diffuse (DF)	12VDC (V1)	IP20 (20)	Yes (D)
White (WH)	4×1W (4W)	3000K (30K)	Ra90 (90)	8° (8D)	24VDC (V2)	IP54 (54)	No (L)
RAL colors (RL)	4×2W (8W)	4000K (40K)	(R)/(G)/(B)/(A) RGB (C1)	15° (15D)	230VAC (V3)	IP65 (65)	
	4×2.5W (10W)	5000K (50K)		20° (20D)	12/24V (V4)		
	4×3W (12W)	6000K (60K)		25° (25D)	350mA (V5)		
				36° (36D)	500mA (V6)		
				45° (45D)	700mA (V7)		
				60° (60D)			
				80° (80D)			

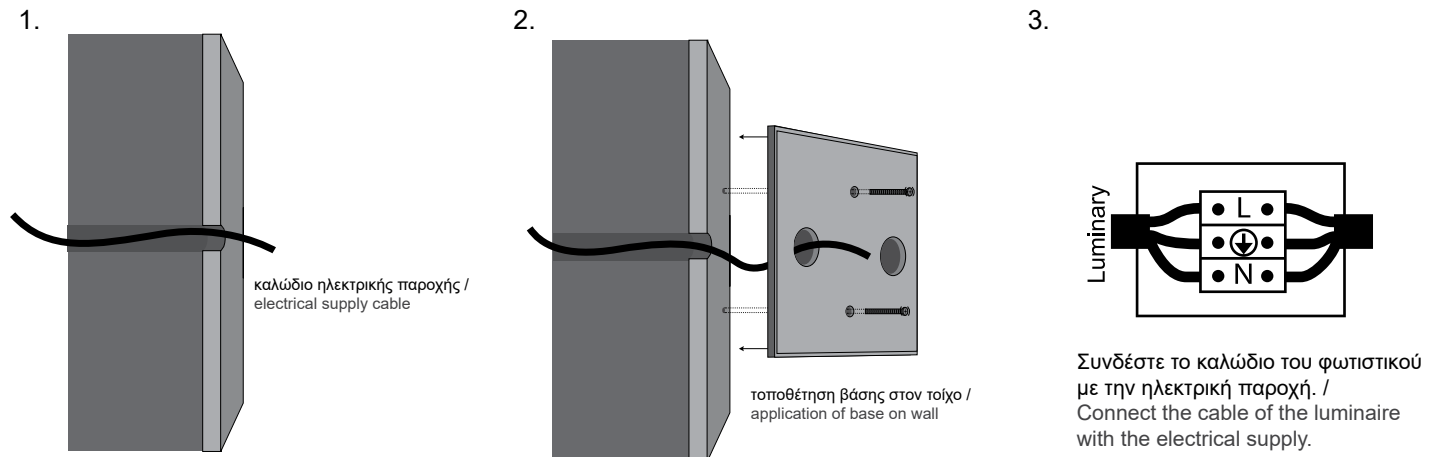
Δημιουργία Κωδικού προϊόντος / Product Code generator

CB4MX - color - wattage - CCT - CRI - beam angle - voltage - IP - dimmable

(ex. CB4MX-AN-4W-27K-80-8D-V1-54-D for Cube Max 4 SF Anodised 4×1W 2700K Ra80 8° 12VDC IP54 Dimmable)

CUBE MAX 4 SF / Manual

1. ΠΡΟΕΤΟΙΜΑΣΙΑ ΓΙΑ ΕΦΑΡΜΟΓΗ ΣΤΟΝ ΤΟΙΧΟ / PREPARATION FOR WALL APPLICATION
2. ΤΟΠΟΘΕΤΗΣΗ ΒΑΣΗΣ ΣΤΟΝ ΤΟΙΧΟ / APPLICATION OF BASE ON WALL
3. ΚΑΝΕΤΕ ΤΗΝ ΗΛΕΚΤΡΙΚΗ ΣΥΝΔΕΣΗ / MAKE THE ELECTRICAL CONNECTION
4. ΤΟΠΟΘΕΤΗΣΗ ΤΟΥ ΦΩΤΙΣΤΙΚΟΥ / PLACE THE LUMINARY



4. Εφαρμογή στον τοίχο / Application on the wall

