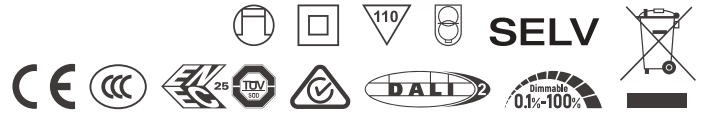


**EUP12D-1HMC-0**
**Summary**

EUP12D-1HMC-0 is a 12W AC/DC constant current mode output LED driver featuring the multiple levels selectable by DIP switch and complies with DALI standard protocol IEC 62386. EUP12D-1HMC-0 can be connected to DALI main controller or Touch DIM to achieve a smooth dimming effect.

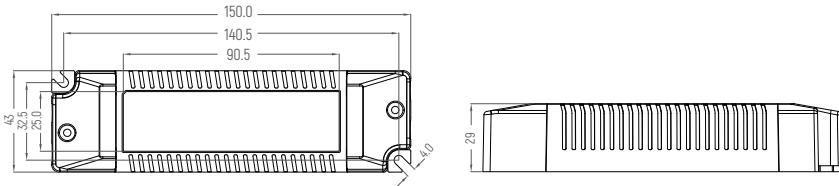

**Product Features**

- Single channel output, output current level selectable by DIP S.W.
- Meet DALI Protocol IEC 62386-207 Ed2.0
- Support Touch-DIM function
- Built-in active PFC function
- Dimming effect smooth, no flicker
- Protections: Short circuit, over load
- Suitable for indoor LED lighting application, such as down light, spot light, and so on

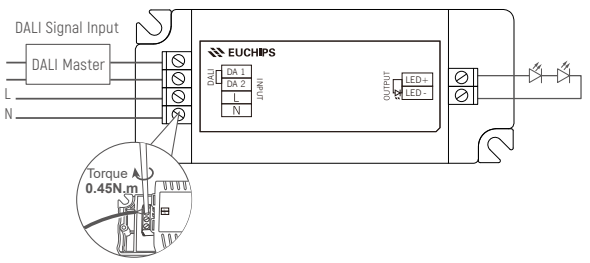
**Application**

**Technical Parameters**

Model	EUP12D-1HMC-0									
Input	Efficiency	80%@230VAC, Full load								
	Voltage	220VAC-240VAC								
	Frequency Range(Hz)	50/60Hz								
	Power Factor	≥0.95@230VAC, Full load								
	THD(full load)	<10%@230VAC, Full load								
	AC Current(max)	0.07Amax@230VAC								
	Standby power	<0.5W								
	Inrush Current(max)	Cold start, 18A(twidth=14us measured at 50% Ipeak)@230VA C								
Output	Current(mA)/Voltage (VDC) Power(W)	200mA/9-40VDC/8W 300mA/9-40VDC/12W	250mA/9-40VDC/10W 350mA/9-34VDC/11.9W	<b>Current Selection Table</b> <table border="1"> <tr> <td>ON</td> <td>OFF</td> <td>1 200mA 9-40V</td> <td>2 250mA 9-40V</td> <td>3 300mA 9-40V</td> <td>4 350mA 9-34V</td> </tr> </table> Remark: Function default setting is: 200mA (@switch are all OFF state)	ON	OFF	1 200mA 9-40V	2 250mA 9-40V	3 300mA 9-40V	4 350mA 9-34V
	ON	OFF	1 200mA 9-40V		2 250mA 9-40V	3 300mA 9-40V	4 350mA 9-34V			
	Ripple Current	<3%								
	Channel	1								
	Current Tolerance	±5%								
	No load output voltage	50V Max								
Function	Dimming Type	DALI /Touch DIM								
	Dimming Range	0.1%-100% Dimming to off								
Protection	Short Circuit	Close output , recovers automatically after fault removed								
	Over Load	When the output voltage is exceeded, the output current decreases and, recovers automatically when the load is reduced.								
Safety & EMC	Surge	L-N:1kv								
	Withstand Voltage	I/P-O/P: 3000VAC/1min/5mA								
	DALI Standard	IEC 62386-101: 2014, IEC 62386-102: 2014; IEC62386-207 Ed2.0								
	Safety Standards	EN61347, GB19510								
	EMC Eission	EN55015, EN61000-3-2								
	EMC Immunity	EN61000-4-2,3,4,5,6,8,11; EN61547								
Others	Working Temp.	-20°C~50°C								
	Storage Temp., Humidity	-40°C~85°C, 20-90%RH								
	tc	90°C								
	Material	PC								
	IP Rating	IP20								
	Lifetime	50,000h@tc:70°C								
	Warranty Condition	5 Years								
	Switch Cycle	>100,000 times								
	Packing(weight)	Net weight: 125g±5%/PCS; 50PCS/Carton; 6.65kg±5%/Carton; Carton Size: 319*254*136mm(L*W*H)								
Dimension	150*43*29mm(L*W*H)									

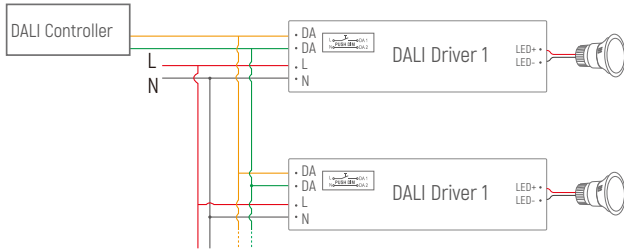
### Dimension(mm)



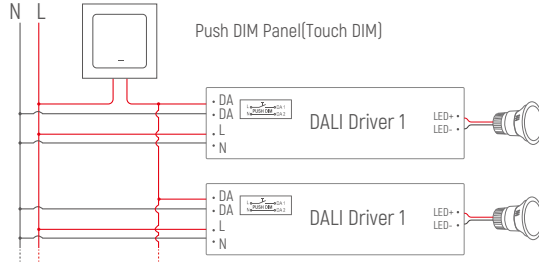
### DALI Wiring



### DALI Diagram



### Push DIM(Touch DIM) Diagram

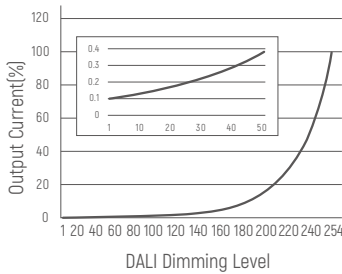


Remark: Only use open push button without indicator light. Maximum cable length between each Unit: 20 meters.

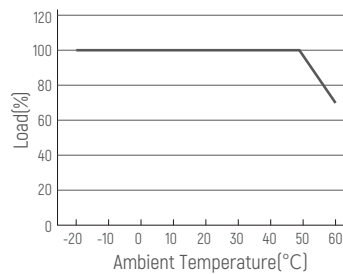
### Push DIM Function

1. Press the Push DIM (Touch DIM) switch for 8s or more, the driver can be controlled via Push DIM switch.
2. Short press the Push DIM (Touch DIM) switch (<0.5s) to control the lamp on or off.
3. Long press the Push DIM (Touch DIM) switch (>0.5s) to dim the brightness of light. The dimming direction will change every time after pressing switch.
4. Double-click the Push DIM (Touch DIM) switch (<0.3s), then all lamps connected on the device will be set maximum brightness.
5. The brightness adjustment range is 1%-100%, and the light can be turned off through short pressing when doing the adjustment with long pressing Push DIM (Touch DIM) switch.
6. With the Power off memory function, the power-down state will be recovered when power on again.

### Dimming Curve



### Derating Curve



### Max. quantity of drivers per miniature circuit breaker

MCB type	B16	C16
Installation	1.5mm <sup>2</sup>	1.5mm <sup>2</sup>
Quantity	36	45

### Max. distance between independent use LED driver and LED modules

Distance	5m/16ft	10m/32ft	20m/65ft	30m/98ft
Cable Section	0.5mm <sup>2</sup> /AWG20	0.5mm <sup>2</sup> /AWG20	1mm <sup>2</sup> /AWG17	2.5mm <sup>2</sup> /AWG13

### Cautions

1. This product should be installed by qualified personnel.
2. This product is non waterproof, need to avoid sun and rain. In case of outdoor use, please ensure it is mounted in a water proof enclosure.
3. Good heat dissipation conditions extend product life. Please install the product in a well-ventilated environment.
4. Please make sure LED power supply output voltage, current is used to meet the product requirements.
5. Please ensure that adequate sized cable is used from the controller to the LED lights to carry the current. Please also ensure that the cable is secured tightly in the connector.
6. Due to safety concerns, PVC or rubber cord of 0.75- 1.5mm<sup>2</sup> is recommended for input and output terminal(s) (excluding signal terminals). Flat power cord is not suitable. Ensure all wire connections and polarities are correct before applying power to avoid any damages to the LED lights.
7. In case of malfunction, do not repair it yourself.

※ The contents of this manual are updated without prior notice. If the function of the product you are using is inconsistent with the instructions, the function of the product shall prevail. Please contact us if you have any questions.