


NILE SUSPENDED 55×80


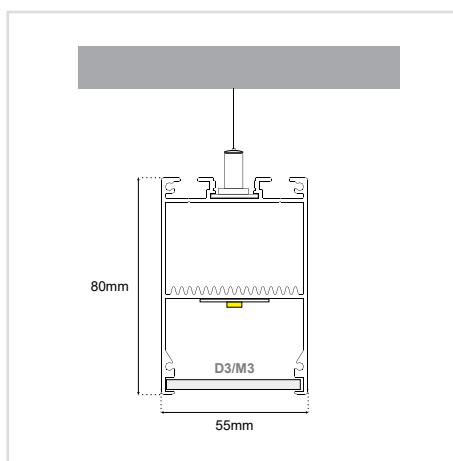
ΠΕΡΙΕΧΟΜΕΝΑ / CONTENTS

| | |
|------------------------------|---|
| DATASHEET | 1 |
| PRODUCT CODE GENERATOR | 2 |
| LUMEN OUTPUT TABLES | 3 |
| MANUAL | 7 |

SKU: **S5580-SPD** - XX-XX-XX-XX-XX-XX-XX-XX-XX



DATASHEET







GENERAL INFORMATION

| | |
|--------------------------|----------------------------|
| APPLICATION | Indoor / Συσπενδεδ |
| DIRECTION OF MOUNTING | Ceiling |
| MATERIAL | Extruded aluminium |
| PCB DETAILS | Zhaga-Compliant Dimensions |
| PROFILE DIMENSIONS (W×H) | 55 × 80mm |
| IP RATING | IP20 |
| VOLTAGE | 230VAC |
| LUMEN OUTPUT / W | Up to 195 Lm/W |
| LIFE TIME | 72000 hours |
| WARRANTY | 5 years |
| ORIGIN | Greece |

NILE SUSPENDED 55×80 PRODUCT CODE GENERATOR

SKU: **S5580-SPD** - XX-XX-XX-XX-XX-XX-XX-XX-XX

OUTPUT CATEGORY
LENGTH
SUSPENSION HEIGHT
CCT
CRI
PROFILE COLOR
COVER
EXTRAS
DIMMING

| ΚΑΤΗΓΟΡΙΑ ΑΠΟΔΟΣΗΣ OUTPUT CATEGORY* | |
|---------------------------------------|---|
| 13,5 W/m (1A) |  |
| 20 W/m (1B) |  |
| 40,5 W/m (2A) |  |
| 60,5 W/m (2B) |  |






Ανατρέξτε στους πίνακες απόδοσης και διαλέξτε την απόδοση που απαιτεί ο χώρος σας. Η ισχύς προκύπτει από την κατηγορία απόδοσης (1A, 1B, 2A, 2B) και από τη θερμοκρασία φωτός (3000K, 4000K, 5000K, 6500K) που θα επιλέξετε.

Refer to the Lumen Output Tables and choose the output that your space requires. Wattage follows from the output category (1A, 1B, 2A, 2B) and the Color temperature (3000K, 4000K, 5000K, 6500K) you choose.








| ΜΗΚΟΣ LENGTH* | | |
|-----------------|---------|---------|
| (59cm) | (87cm) | (115cm) |
| (143cm) | (171cm) | (199cm) |
| (227cm) | (255cm) | (283cm) |
| (311cm) | (339cm) | (367cm) |
| (395cm) | (423cm) | (451cm) |



Διατίθεται και σε μήκη πολλαπλάσια των 14 εκατοστών έως ~600cm.
available in lengths multiple of 14 centimeters up to ~600cm.

| ΥΨΟΣ ΚΡΕΜΑΣΗΣ SUSPENSION HEIGHT* | | |
|-------------------------------------|---------|---------|
| (100cm) | (120cm) | (140cm) |
| (160cm) | (180cm) | (200cm) |
| (220cm) | (240cm) | (260cm) |
| (280cm) | (300cm) | |

| ΘΕΡΜΟΚΡΑΣΙΑ ΦΩΤΟΣ COLOR TEMPERATURE (CCT)* | |
|---|---|
| 3000K warm white (30K) |  |
| 4000K neutral white (40K) |  |
| 5000K cool white (50K) |  |
| 6500K ultra cool white (65K) |  |
| TUNABLE 2700K - 6500K (TN) |  |

| CRI* |
|-----------|
| Ra80 (80) |
| Ra90 (90) |

| ΧΡΩΜΑ ΠΡΟΦΙΛ PROFILE COLOR* | |
|--------------------------------|---|
| Anodised (AN) |  |
| Black (BL) |  |
| White (WH) |  |
| Nickel plating (NK) |  |
| Graphite (GF) |  |
| RAL colors (RL) |  |
| Patina (PT) |  |
| No color (NO) | |

| ΚΑΛΥΜΜΑ COVER* | |
|--------------------------------|---|
| Slide Diffuser 3mm (SD3) |  |
| Slide Microprismatic 3mm (SM3) |  |

| ΠΡΟΣΘΕΤΑ EXTRAS |
|--------------------|
| Emergency (EC) |

| ΑΥΞΟΜΕΙΩΣΗ ΕΝΤΑΣΗΣ ΦΩΤΟΣ DIMMING OPTION* |
|---|
| Dim DALI Push (DDP) |
| Dim DALI (DD) |
| Casambi (DSI) |
| Analog 0/1-10V (DNG) |
| No Dim (L) |

* Υποχρεωτική επιλογή / Mandatory option

ΠΑΡΑΔΕΙΓΜΑ ΚΩΔΙΚΟΥ ΠΡΟΪΟΝΤΟΣ | PRODUCT CODE EXAMPLE

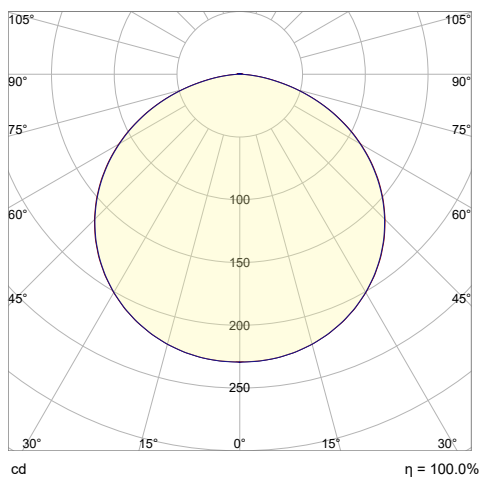
NILE SUSPENDED 55×80, 1A, 88cm, 100cm Suspension Height 3000K, Ra80, Black, Slide Diffuser 3mm, Emergency, Dim DALI
SKU: S5580-SPD-1A-88cm-100cm-30K-80-BL-SD3-EC-DD

NILE SUSPENDED 55×80 LUMEN OUTPUT TABLES

| CATEGORY 1A 350mA (1A) | SKU | Length | Wattage | Lumens 3000K | Lumens 4000K | Lumens 5000K | Lumens 6500K |
|------------------------|--------------------|--------|---------|--------------|--------------|--------------|--------------|
| | S5580-SPD-1A-59cm | 59cm | 7.8 | 1390 | 1470 | 1470 | 1440 |
| | S5580-SPD-1A-87cm | 87cm | 11.7 | 2085 | 2205 | 2205 | 2160 |
| | S5580-SPD-1A-115cm | 115cm | 15.6 | 2780 | 2940 | 2940 | 2880 |
| | S5580-SPD-1A-143cm | 143cm | 19.5 | 3475 | 3675 | 3675 | 3600 |
| | S5580-SPD-1A-171cm | 171cm | 23.4 | 4170 | 4410 | 4410 | 4320 |
| | S5580-SPD-1A-199cm | 199cm | 27.3 | 4865 | 5145 | 5145 | 5040 |
| | S5580-SPD-1A-227cm | 227cm | 31.2 | 5560 | 5880 | 5880 | 5760 |
| | S5580-SPD-1A-255cm | 255cm | 35.1 | 6255 | 6615 | 6615 | 6480 |
| | S5580-SPD-1A-283cm | 283cm | 39 | 6950 | 7350 | 7350 | 7200 |
| | S5580-SPD-1A-311cm | 311cm | 42.9 | 7645 | 8085 | 8085 | 7920 |
| | S5580-SPD-1A-339cm | 339cm | 46.8 | 8340 | 8820 | 8820 | 8640 |
| | S5580-SPD-1A-367cm | 367cm | 50.7 | 9035 | 9555 | 9555 | 9360 |
| | S5580-SPD-1A-395cm | 395cm | 54.6 | 9730 | 10290 | 10290 | 10080 |
| | S5580-SPD-1A-423cm | 423cm | 58.5 | 10425 | 11025 | 11025 | 10800 |
| S5580-SPD-1A-451cm | 451cm | 62.4 | 11120 | 11760 | 11760 | 11520 | |

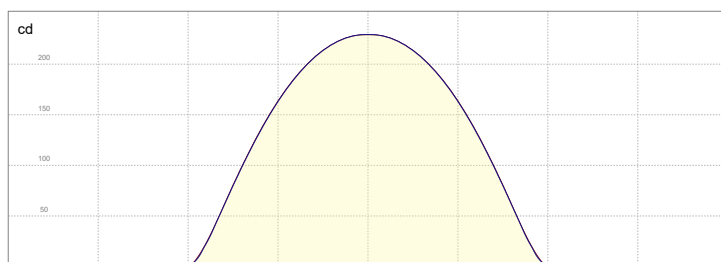
Wattage: 13.5 W/m

POLAR GRAPH - MAIN PLANES



— C0 - C180
— C90 - C270

LINEAR INTENSITY DISTRIBUTION DIAGRAM



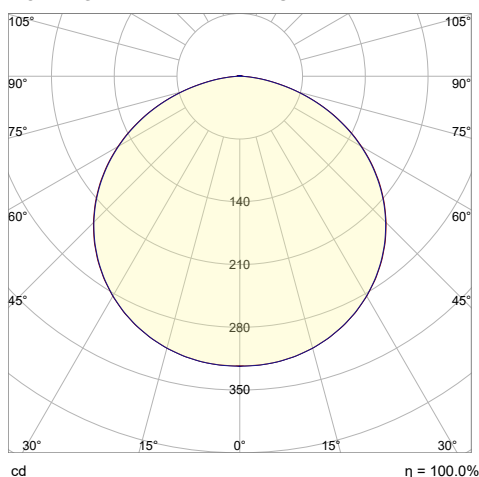
— C0 - C180
— C90 - C270
— Peak plane: C80 - C260

NILE SUSPENDED 55×80 LUMEN OUTPUT TABLES

| CATEGORY 1B 500mA (1B) | SKU | Length | Wattage | Lumens 3000K | Lumens 4000K | Lumens 5000K | Lumens 6500K |
|------------------------|--------------------|--------|---------|--------------|--------------|--------------|--------------|
| | S5580-SPD-1B-59cm | 59cm | 11.6 | 1960 | 2070 | 2070 | 2020 |
| | S5580-SPD-1B-87cm | 87cm | 17.4 | 2940 | 3105 | 3105 | 3030 |
| | S5580-SPD-1B-115cm | 115cm | 23.2 | 3920 | 4140 | 4140 | 4040 |
| | S5580-SPD-1B-143cm | 143cm | 29 | 4900 | 5175 | 5175 | 5050 |
| | S5580-SPD-1B-171cm | 171cm | 34.8 | 5880 | 6210 | 6210 | 6060 |
| | S5580-SPD-1B-199cm | 199cm | 40.6 | 6860 | 7245 | 7245 | 7070 |
| | S5580-SPD-1B-227cm | 227cm | 46.4 | 7840 | 8280 | 8280 | 8080 |
| | S5580-SPD-1B-255cm | 255cm | 52.2 | 8820 | 9315 | 9315 | 9090 |
| | S5580-SPD-1B-283cm | 283cm | 58 | 9800 | 10350 | 10350 | 10100 |
| | S5580-SPD-1B-311cm | 311cm | 63.8 | 10780 | 11385 | 11385 | 11110 |
| | S5580-SPD-1B-339cm | 339cm | 69.6 | 11760 | 12420 | 12420 | 12120 |
| | S5580-SPD-1B-367cm | 367cm | 75.4 | 12740 | 13455 | 13455 | 13130 |
| | S5580-SPD-1B-395cm | 395cm | 81.2 | 13720 | 14490 | 14490 | 14140 |
| | S5580-SPD-1B-423cm | 423cm | 87 | 14700 | 15525 | 15525 | 15150 |
| | S5580-SPD-1B-451cm | 451cm | 92.8 | 15680 | 16560 | 16560 | 16160 |

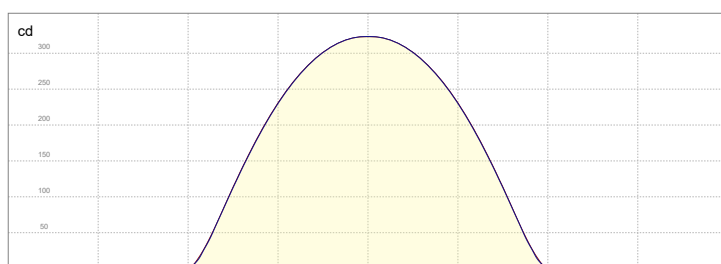
Wattage: 20 W/m

POLAR GRAPH - MAIN PLANES



— C0 - C180
— C90 - C270

LINEAR INTENSITY DISTRIBUTION DIAGRAM



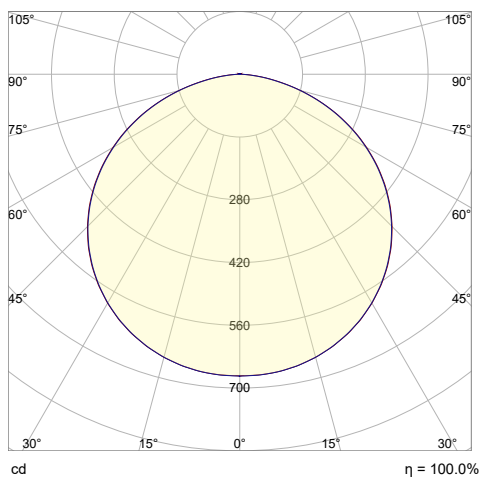
— C0 - C180
— C90 - C270
— Peak plane: C80 - C260

NILE SUSPENDED 55×80 LUMEN OUTPUT TABLES

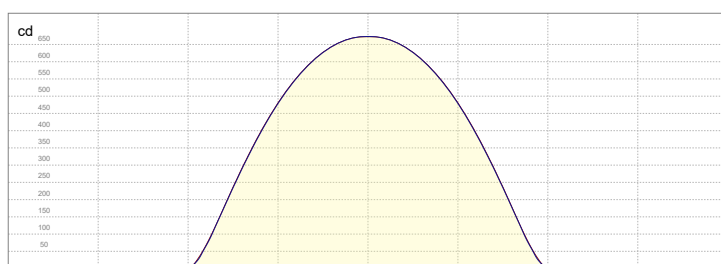
| CATEGORY 2A 350mA (2A) | SKU | Length | Wattage | Lumens 3000K | Lumens 4000K | Lumens 5000K | Lumens 6500K |
|------------------------|--------------------|--------|---------|--------------|--------------|--------------|--------------|
| | S5580-SPD-2A-59cm | 59cm | 23.6 | 4080 | 4380 | 4380 | 4080 |
| | S5580-SPD-2A-87cm | 87cm | 35.4 | 6120 | 6570 | 6570 | 6120 |
| | S5580-SPD-2A-115cm | 115cm | 47.2 | 8160 | 8760 | 8760 | 8160 |
| | S5580-SPD-2A-143cm | 143cm | 59 | 10200 | 10950 | 10950 | 10200 |
| | S5580-SPD-2A-171cm | 171cm | 70.8 | 12240 | 13140 | 13140 | 12240 |
| | S5580-SPD-2A-199cm | 199cm | 82.6 | 14280 | 15330 | 15330 | 14280 |
| | S5580-SPD-2A-227cm | 227cm | 94.4 | 16320 | 17520 | 17520 | 16320 |
| | S5580-SPD-2A-255cm | 255cm | 106.2 | 18360 | 19710 | 19710 | 18360 |
| | S5580-SPD-2A-283cm | 283cm | 118 | 20400 | 21900 | 21900 | 20400 |
| | S5580-SPD-2A-311cm | 311cm | 129.8 | 22440 | 24090 | 24090 | 22440 |
| | S5580-SPD-2A-339cm | 339cm | 141.6 | 24480 | 26280 | 26280 | 24480 |
| | S5580-SPD-2A-367cm | 367cm | 153.4 | 26520 | 28470 | 28470 | 26520 |
| | S5580-SPD-2A-395cm | 395cm | 165.2 | 28560 | 30660 | 30660 | 28560 |
| | S5580-SPD-2A-423cm | 423cm | 177 | 30600 | 32850 | 32850 | 30600 |
| S5580-SPD-2A-451cm | 451cm | 188.8 | 32640 | 35040 | 35040 | 32640 | |

Wattage: 40.5 W/m

POLAR GRAPH - MAIN PLANES



LINEAR INTENSITY DISTRIBUTION DIAGRAM



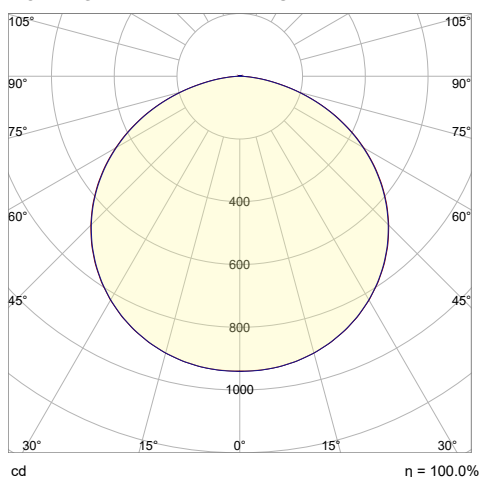
— C0 - C180
— C90 - C270
— Peak plane: C80 - C260

NILE SUSPENDED 55×80 LUMEN OUTPUT TABLES

| CATEGORY 2B 500mA (2B) | SKU | Length | Wattage | Lumens 3000K | Lumens 4000K | Lumens 5000K | Lumens 6500K |
|------------------------|--------------------|--------|---------|--------------|--------------|--------------|--------------|
| | S5580-SPD-2B-59cm | 59cm | 35 | 5700 | 6140 | 6140 | 5700 |
| | S5580-SPD-2B-87cm | 87cm | 52.5 | 8550 | 9210 | 9210 | 8550 |
| | S5580-SPD-2B-115cm | 115cm | 70 | 11400 | 12280 | 12280 | 11400 |
| | S5580-SPD-2B-143cm | 143cm | 87.5 | 14250 | 15350 | 15350 | 14250 |
| | S5580-SPD-2B-171cm | 171cm | 105 | 17100 | 18420 | 18420 | 17100 |
| | S5580-SPD-2B-199cm | 199cm | 122.5 | 19950 | 21490 | 21490 | 19950 |
| | S5580-SPD-2B-227cm | 227cm | 140 | 22800 | 24560 | 24560 | 22800 |
| | S5580-SPD-2B-255cm | 255cm | 157.5 | 25650 | 27630 | 27630 | 25650 |
| | S5580-SPD-2B-283cm | 283cm | 175 | 28500 | 30700 | 30700 | 28500 |
| | S5580-SPD-2B-311cm | 311cm | 192.5 | 31350 | 33770 | 33770 | 31350 |
| | S5580-SPD-2B-339cm | 339cm | 210 | 34200 | 36840 | 36840 | 34200 |
| | S5580-SPD-2B-367cm | 367cm | 227.5 | 37050 | 39910 | 39910 | 37050 |
| | S5580-SPD-2B-395cm | 395cm | 245 | 39900 | 42980 | 42980 | 39900 |
| | S5580-SPD-2B-423cm | 423cm | 262.5 | 42750 | 46050 | 46050 | 42750 |
| | S5580-SPD-2B-451cm | 451cm | 280 | 45600 | 49120 | 49120 | 45600 |

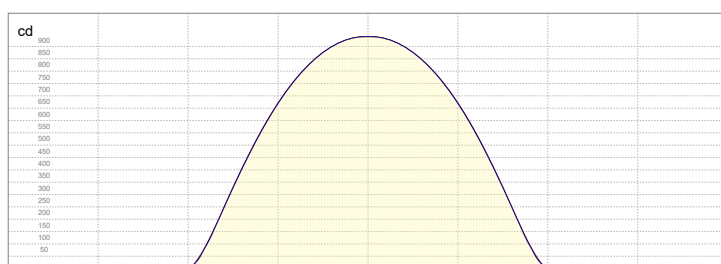
Wattage: 60.5 W/m

POLAR GRAPH - MAIN PLANES



— C0 - C180
— C90 - C270

LINEAR INTENSITY DISTRIBUTION DIAGRAM



— C0 - C180
— C90 - C270
— Peak plane: C80 - C260

NILE SUSPENDED 55×80 MANUAL

ΟΔΗΓΙΕΣ ΕΓΚΑΤΑΣΤΑΣΗΣ INSTALLATION INSTRUCTIONS

ΣΗΜΑΝΤΙΚΟ:

Αυτό το εξάρτημα πρέπει να εγκατασταθεί από εξειδικευμένο ηλεκτρολόγο.

Η BarisLight δεν φέρει ευθύνη για τυχόν ζητήματα που προκύπτουν από ακατάλληλη εγκατάσταση που δεν συμμορφώνεται με τα τοπικά πρότυπα ασφαλείας.

Παρακαλούμε δώστε ένα αντίγραφο αυτών των οδηγιών στο άτομο που είναι υπεύθυνο για τη συντήρηση της εγκατάστασης.

IMPORTANT:

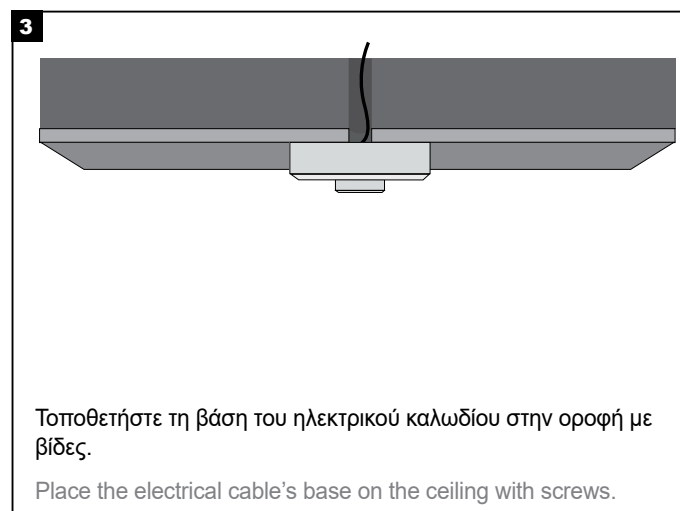
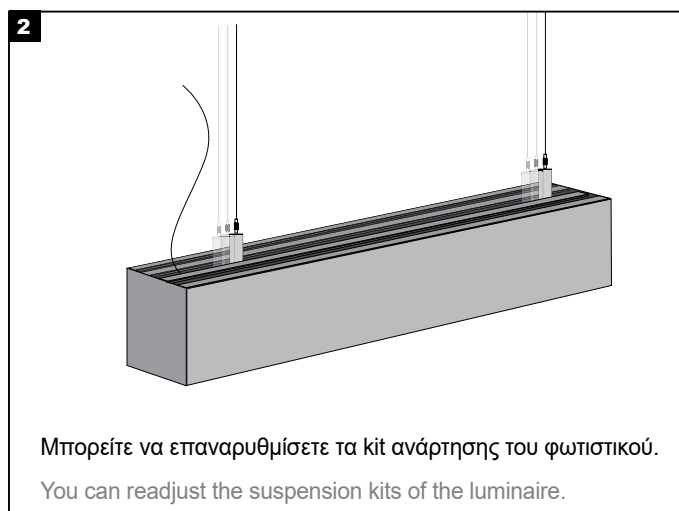
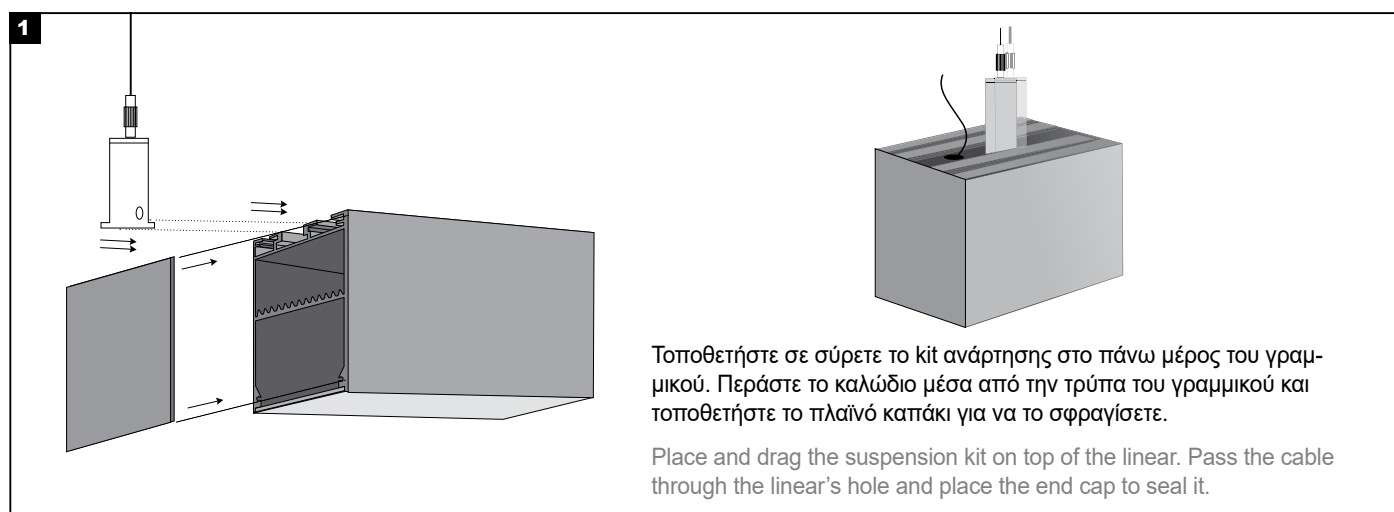
This luminaire must be installed by a qualified electrician.

Disclaimer:

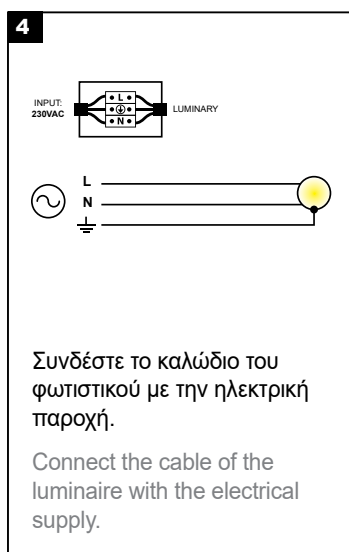
BarisLight is not liable for any issues arising from improper installation that does not comply with local safety standards.

Instructions:

Please provide a copy of these instructions to the person responsible for maintaining the installation.



NILE SUSPENDED 55×80 MANUAL



1. Κλείστε τον κεντρικό διακόπτη ρεύματος.
2. Συνδέστε τα φωτιστικά στη μονάδα παροχής ρεύματος.
3. Συνδέστε τη μονάδα τροφοδοσίας στο ηλεκτρικό δίκτυο.
4. Ενεργοποιήστε τον κεντρικό διακόπτη ρεύματος.

1. Turn off the main power switch.
2. Connect the luminaires to the power supply unit.
3. Connect the power supply unit to the electrical network.
4. Turn on the main power switch.

Σημείωση ασφαλείας: Βεβαιωθείτε ότι ο κεντρικός διακόπτης λειτουργίας είναι απενεργοποιημένος κατά τη διάρκεια όλων των διαδικασιών συντήρησης και εγκατάστασης.

Safety Notice: Ensure the main power switch is turned off during all maintenance and installation procedures.

Προειδοποίηση: Αποφύγετε τη σύνδεση πάρα πολλών φωτιστικών παράλληλα σε μία μόνο μονάδα τροφοδοσίας για να αποφευχθεί η υπερφόρτωση.

Warning: Avoid connecting too many luminaires in parallel to a single power supply unit to prevent overloading.

