

# Profile OLEK

Ref. A08505

Ref. arch B8505



- Smooth profile surfaces
- Lighting fixture with round cross-section
- Continuous lighting angle adjustment possible
- Wide range of accessories

## APPLICATION

- main and decorative lighting

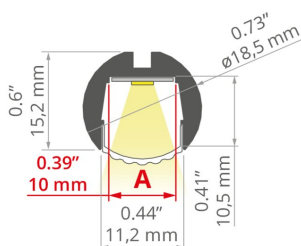
## MOUNTING

- suspended, using conductive end caps and dedicated accessories  
- can be easily connected into runs and systems

## ADDITIONAL INFORMATION

- standard lengths of KLUŚ profiles and covers: 1000 mm (tolerance ± 1.5 mm) and 2005 mm / 3010 mm (tolerance + 5 mm); for selected covers: 6050 mm, 10050 mm (tolerance + 5 mm)  
- when choosing a different length of profiles / covers than available in the standard, you should additionally choose the cutting service at KLUŚ

## TECHNICAL DRAWING



## TECHNICAL SPECIFICATIONS

Material	aluminum
Possible fixture IP	20, 67
Possible fixture shapes	linear, polygonal
Profile cross-section	round
Width	18.5 mm
Height	15.2 mm
LED gluing width A	10 mm
Number of LED strips A (8 mm wide)	1
Lighting angle adjustment up to	360
Possibility of obtaining a line of light	yes
Building type	Commercial, Residential, Entertainment/ Arts, HoReCa object
Facility zone	kitchen, bathroom, furniture, wall lighting, green architecture
The cover is cut to the length of the profile	yes
Can be easily connected into runs	yes
Wire out end cap	yes


Color	Length	Ref
■ silver anodized	1000 mm	A08505A_1 B8505ANODA_1
	2005 mm	A08505A_2 B8505ANODA_2
	3010 mm	A08505A_3 B8505ANODA_3
■ black anodized	1000 mm	A08505A07_1 B8505K7_1
	2005 mm	A08505A07_2 B8505K7_2
	3010 mm	A08505A07_3 B8505K7_3
□ white lacquered	1000 mm	A08505L100D_1 B8505L90100D_1
	2005 mm	A08505L100D_2 B8505L90100D_2
	3010 mm	A08505L100D_3 B8505L90100D_3

# Profile OLEK

Ref. A08505

Ref. arch B8505

## SAMPLE PROJECTS



## RELATED ACCESSORIES > RELATED COVERS









NAME	MATERIAL	MATERIAL TRANSMITTANCE	COLOR	REF.
PDS-LUK	PC	62 %	<input type="checkbox"/> frosted	B17076M 17076
LIGER	PC	70 %	<input type="checkbox"/> frosted	B17037M 17037
		32 %	<input checked="" type="checkbox"/> black	B17037C 17040
KA-COM	PVC	70 %	<input type="checkbox"/> frosted	B17179M 17179
		93 %	<input checked="" type="checkbox"/> clear	B17179T 17180
HS	PC	73 %	<input type="checkbox"/> frosted	B17208M 1369
		94 %	<input checked="" type="checkbox"/> clear	B17208T 1370
KA-PRO	PC	67 %	<input type="checkbox"/> frosted	B17064M 17064
		94 %	<input checked="" type="checkbox"/> clear	B17064T 17065
KA	PC	63 %	<input type="checkbox"/> frosted	B17035M 17035
		91 %	<input checked="" type="checkbox"/> clear	B17035T 17036

# Profile OLEK


Ref. A08505

Ref. arch B8505

## RELATED ACCESSORIES > RELATED END CAPS

NAME	MATERIAL	COLOR	REF.
OLEK	ABS	 gray	C28212C02 42619
		 white	C24203C10 24403
		 black	C24203C07 24381
OLEK-LUK	ABS, stainless steel	 gray	C28213C02 42620
		 white	C24204C10 24401
	ABS	 black	C24204C07 24380
OLEK-LUK-F15	ABS	 gray	C24204C02TW 24212
OLEK-LUK-HQ	aluminum	 gray	C28221A5 42629

## RELATED ACCESSORIES > RELATED LED




**K-1210-12V**  
K-1210-12  
Ref. arch K-1210-12V




**K-1275-12V**  
K-1275-12  
Ref. arch K-1275-12V



**WP-K-1220-12V**  
KWP-1220-12  
Ref. arch WP-K-1220-12V



**WP-K-1275-12V**  
KWP-1275-12  
Ref. arch WP-K-1275-12V




**WP-K-1220-IP65-12V**  
\_błąd  
Ref. arch WP-K-1220-IP65-12V




**K-1275-RGB-12V**  
K-RGB-1275-12  
Ref. arch K-1275-RGB-12V

### RELATED ACCESSORIES > RELATED LED > HIGH EFFICACY



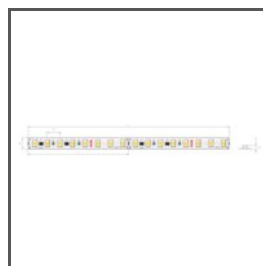
**K-HE-0480-HD-24V**  
K-HEHD-0480-24  
Ref. arch K-HE-0480-HD-24V



**K-HE-0960-HD-24V**  
K-HEHD-0960-24  
Ref. arch K-HE-0960-HD-24V



**K-HE-1440-HD-24V**  
K-HEHD-1440-24  
Ref. arch K-HE-1440-HD-24V



**K-HE-1920-HD-24V**  
K-HEHD-1920-24  
Ref. arch K-HE-1920-HD-24V


### RELATED ACCESSORIES > RELATED LED > RGB / RGB-W / RGB-CTT



**K-1530-RGB+W-24V**  
K-RGBW-1530-24  
Ref. arch K-1530-RGB+W-24V



**K-1920-120-RGB-24V**  
K-RGB-1920-120-24  
Ref. arch K-1920-120-RGB-24V



**WP-K-1920-120-RGB-24V**  
KWP-1920-120-RGB-24  
Ref. arch WP-K-1920-120-RGB-24V

### RELATED ACCESSORIES > RELATED LED > WHITE MONO



**WP-K-1640-HD-IP65-24V**  
KWP-GHD-1640-24  
Ref. arch WP-K-1640-HD-IP65-24V



**WP-K-1910-HD-IP65-24V**  
KWP-GHD-1910-24  
Ref. arch WP-K-1910HDIP6524V



**WP-K-1220-IP65-24V**  
KWP-1220-IP65-24  
Ref. arch WP-K-1220-IP65-24V

### RELATED ACCESSORIES > OTHER RELATED ACCESSORIES > ADDITIONAL ITEMS



CANOPY  
**Fi-60mm**  
C24540

RELATED ACCESSORIES > OTHER RELATED ACCESSORIES > CONDUCTIVE FASTENERS AND HEADS FOR PROFILES



FASTENER  
**PUSZ-PRET-ZM**  
C28161N00, C28161L10,  
C28161L07  
Ref. arch 42276, 42276L9010,  
42276L9005



FASTENER  
**FI-8-LIN-ZMZ**  
C28171N00, C28171L10,  
C28171L07  
Ref. arch 42286, 42286L9010,  
42286L9005



FASTENER  
**PUSZ-LIN-MR**  
C28163N00, C28163L10,  
C28163L07  
Ref. arch 42278, 42278L9010,  
42278L9005



FASTENER  
**PUSZ-LIN-ZM**  
C28160N00, C28160L10,  
C28160L07  
Ref. arch 42275, 42275L9010,  
42275L9005



FASTENER  
**DP-ZO-PDS-O**  
C28255N00  
Ref. arch 00650

RELATED ACCESSORIES > OTHER RELATED ACCESSORIES > CONNECTORS



CONNECTOR  
**ZM-60**  
C28243N00  
Ref. arch 42736

RELATED ACCESSORIES > OTHER RELATED ACCESSORIES > FASTENERS AND HEADS FOR PROFILES



FASTENER  
**FI-8-LIN-ZM**  
C28170N00, C28170L10,  
C28170L07  
Ref. arch 42285, 42285L9010,  
42285L9005




FASTENER  
**FI-10-ZM-P**  
C28117N00  
Ref. arch 42244



FASTENER  
**FI-10-ZM-W**  
C28116N00  
Ref. arch 42242



FASTENER  
**DP-PDS-O**  
C28254N00  
Ref. arch 00648



FASTENER  
**UCHO-ZM**  
C28192N00, C28192L07  
Ref. arch 42512, 42525



FASTENER  
**FI-8-PRET-ZM**  
C28189  
Ref. arch 42347

## RELATED ACCESSORIES > OTHER RELATED ACCESSORIES > MOUNTING BRACKETS



FASTENER SET  
**NEO-ZM-3**  
C28105N00  
Ref. arch 42127



FASTENER SET  
**NEO-ZM-4**  
C28106N00  
Ref. arch 42128



FASTENER SET  
**PLD-20**  
C28061C00  
Ref. arch 42141

## RELATED ACCESSORIES > OTHER RELATED ACCESSORIES > OTHER



GLAND  
**6,4x3**  
C42264C07  
Ref. arch 42264

## RELATED ACCESSORIES > OTHER RELATED ACCESSORIES > SUSPENSION AND MOUNTING SETS



FASTENER SET  
**W8**  
C28206N00  
Ref. arch 42606



FASTENER SET  
**RD-1**  
C28231  
Ref. arch 42658NI, 42658GSS,  
42658L9005, 42658L9010



FASTENER SET  
**RG-1**  
C28230P00, C28230P01,  
C28230L10, C28230L07  
Ref. arch 42647NI, 42647GSS,  
42647L9010, 42647L9005



FASTENER SET  
**RD-2**  
C28232P00, C28232P01,  
C28232L10, C28232L07  
Ref. arch 42653NI, 42653GSS,  
42653L9010, 42653L9005



FASTENER SET  
**RD-3**  
C28233P00, C28233P01,  
C28233L10, C28233L07  
Ref. arch 42659NI, 42659GSS,  
42659L9010, 42659L9005



FASTENER SET  
**RD-4**  
C28234P00, C28234P01,  
C28234L10, C28234L07  
Ref. arch 42657NI, 42657GSS,  
42657L9010, 42657L9005